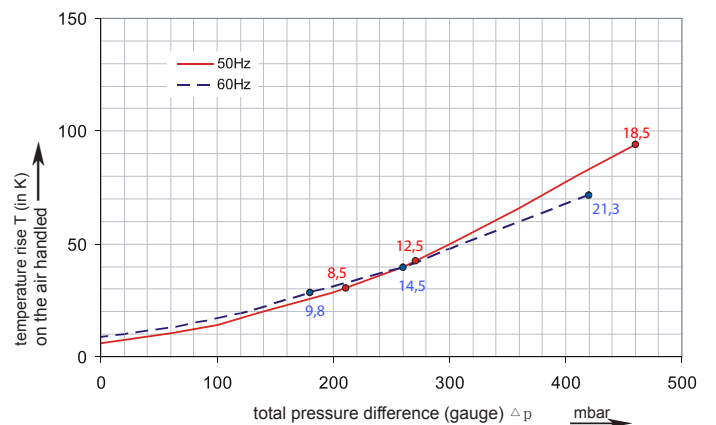
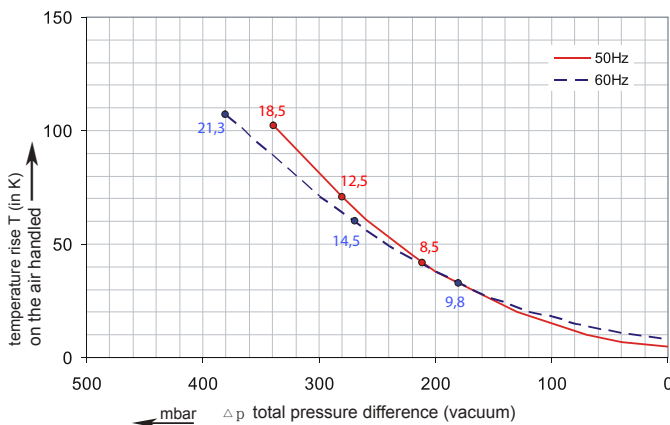
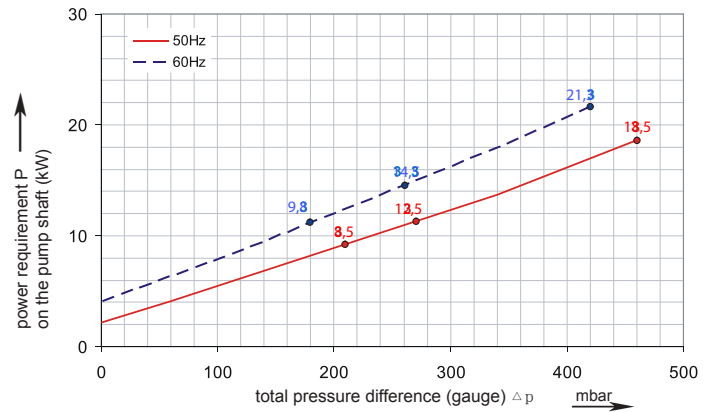
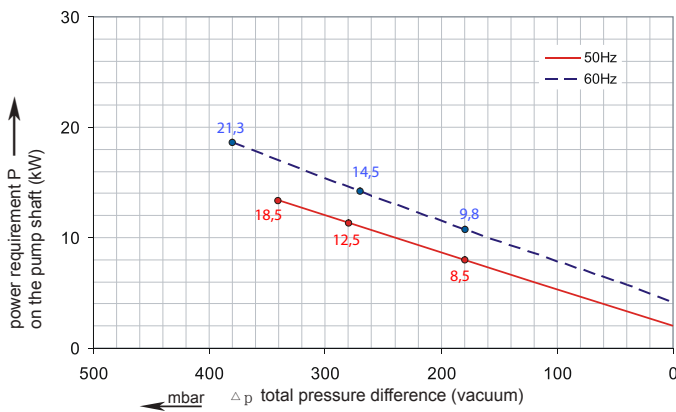
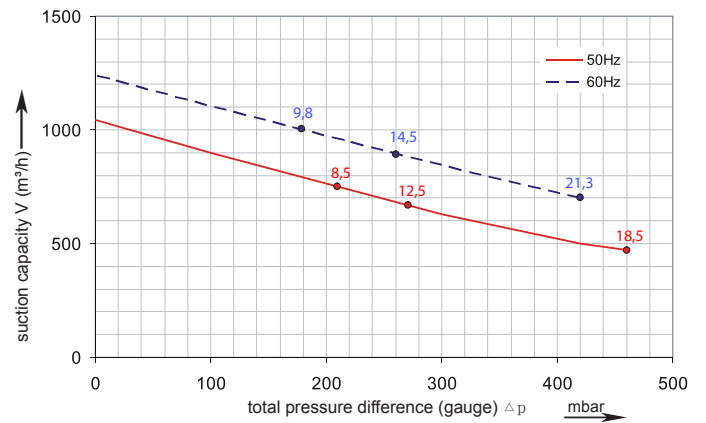
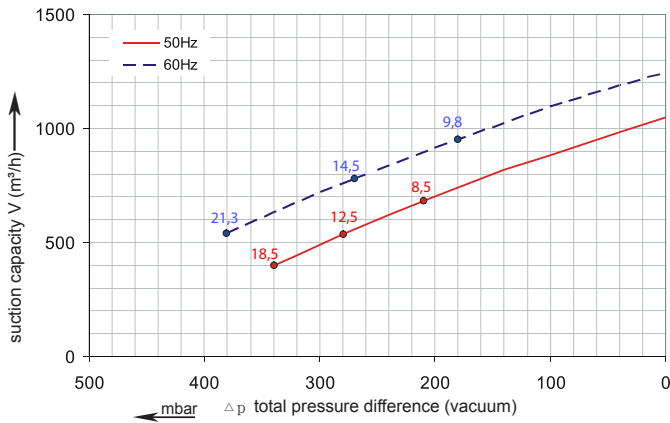


Performance Curve for Vacuum

Performance Curve for Pressure



The performance curves are based on air at a temperature of 15 °C and an atmospheric pressure of 1013 mbar with a tolerance of +/- 10 %. The total pressure differences are valid for suction and ambient temperatures up to 25 °C. For other conditions please confer with us.

Each A9MS blower can be applied both as vacuum pump and compressor in continuous operation over the total stated performance curve range. The motors are available as standard for the input voltage range of 50 and 60 Hz and for protection category IP 55 as well as approved for UL and CSA.

Selection and ordering data

A9MS

Order No.	Fre- quency	Rated power	Input voltage		Input current	Permissible total differential pressure ²⁾		Sound pressure level ³⁾	Weight ca.
						Vacuum mbar	Compressor mbar		
	Hz	kW	V		A			dB(A)	kg

3~ 50/60 Hz IP55 insulation material class F 1)

A9MS-107	50	8.5	345D ... 415D	600Y...720Y	18.2D	10.5Y	-210	210	74	93
	60	9.8	380D ... 480D	660Y...720Y	18.2D	10.5Y	-180	180	79	93
A9MS-117	50	12.5	345D ... 415D	600Y...720Y	28.0D	16.2Y	-280	270	74	116
	60	14.5	380D ... 480D	660Y...720Y	29.0D	16.7Y	-270	260	79	116
A9MS-137	50	18.5	345D ... 415D	600Y...720Y	37.0D	21.0Y	-340	460	74	126
	60	21.3	380D ... 480D	660Y...720Y	39.0D	22.5Y	-380	420	79	126



Other voltage ranges

A9MS-1

50Hz

60Hz



3~

185...225 V D/320...390 V Y	200...240 V D/345...415 V Y	2 1
200...240 V D/345...415 V Y	200...275 V D/380...480 V Y	2 6
345...415 V D	380...480 V D	2 1
500 V D	575VD	7 5

Machines according to the ATEX norm 94/4 EG are available for the whole performance range.

Following types available: Category 3 G, 3/2 G, 3 D and 3/2 D.

Further voltage range on request; please quote in plain text.

All A9MS achieve the standards and norms of the low voltage directive (LVD)2006/95/EC, rotating electrotechnical motor EN 60034-1-2004, electromagnetic compatibility(EMC)EN55014-1/2,EN61000-2/-3/-4/-6.

- 1) For standard UL for ELECTRIC MOTOR UL 1004-1.
- 2) Relief-valve are available for limiting differential pressure.
- 3) Measuring-surface sound-pressure level acc. to DIN EN 21680, measured at a distance of 1 m. The pump is throttled to an average suction pressure, a hose is connected to the discharge side (compressor) / suction side (vacuum pump), but is not fitted with relief valves.

The motors are designed according to the DIN EN 60 034 / DIN IEC 34-1 and temperature class F.

For the three phase machines the tolerances are +/- 10 % for fixed voltage and +/- 5 % for voltage range.

The single phase machines are designed with a +/- 5 % tolerances. If only 90 % of the maximum allowed pressure will be used for the continuous operating then the allowed voltage range add to +/- 10 %.

For all single and three phase machines which designed according to the UL and CSA norm (UL 1004-1) the maximum allowed voltage tolerances are - 10 % resp. + 6 %.

The frequency tolerance is maximum +/- 2 %.

Changes in particular the quoted performance curve, data and weights without prior notice. The figures are without obligations.